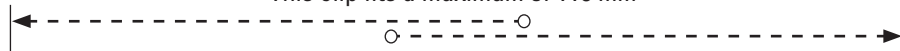
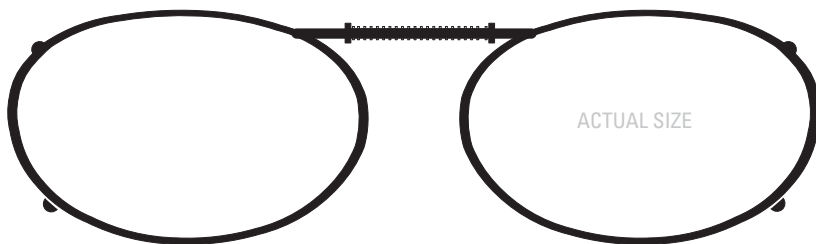


This clip fits a maximum of 118 mm

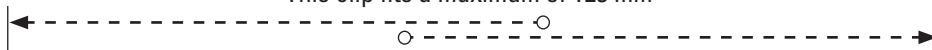


30 mm

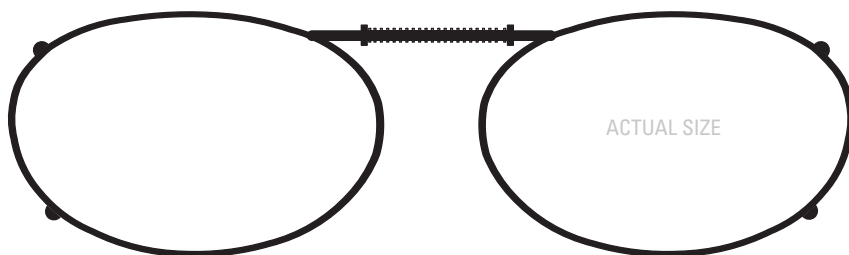


OVL2-46

This clip fits a maximum of 123 mm

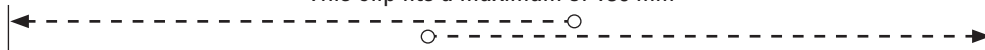


31 mm

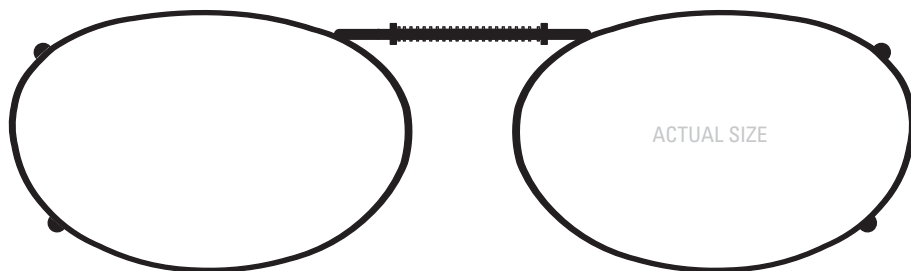


OVL2-48

This clip fits a maximum of 130 mm



33 mm



OVL2-51

ISOLATE YOUR EYES COCOONS®

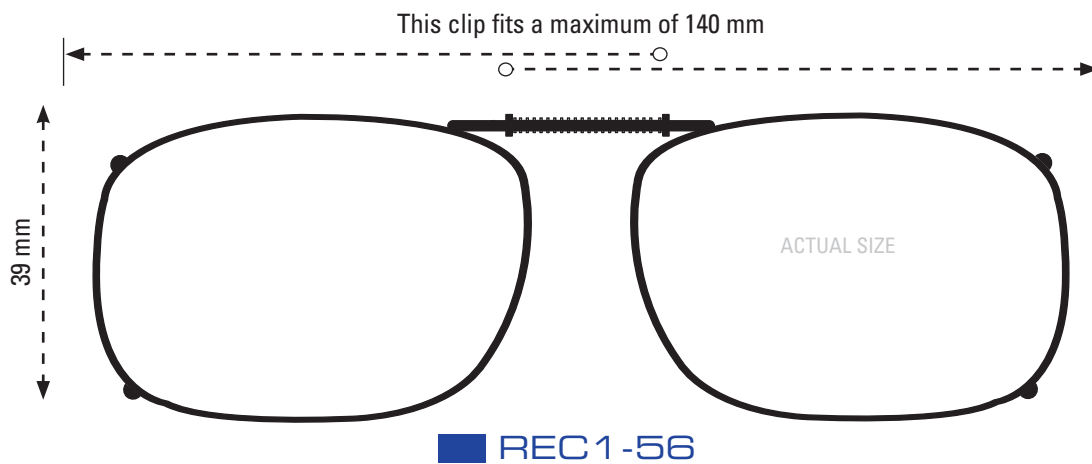
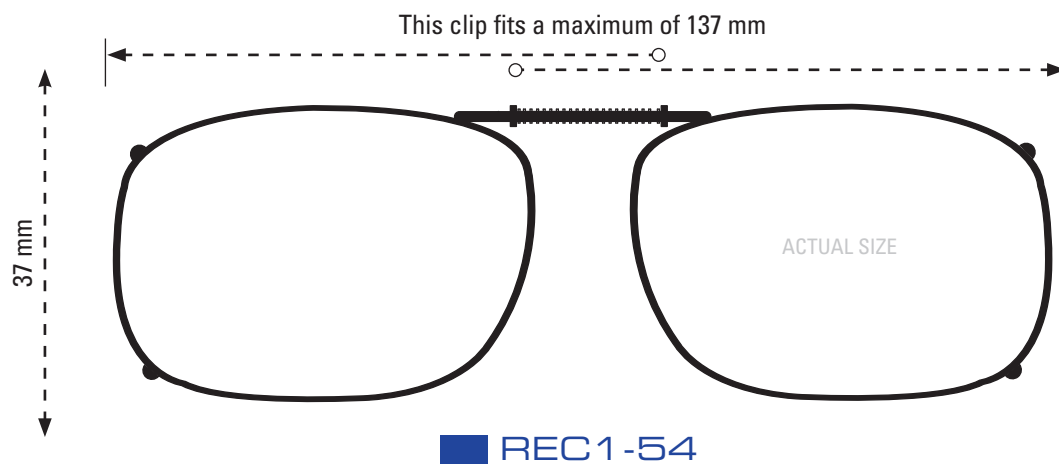
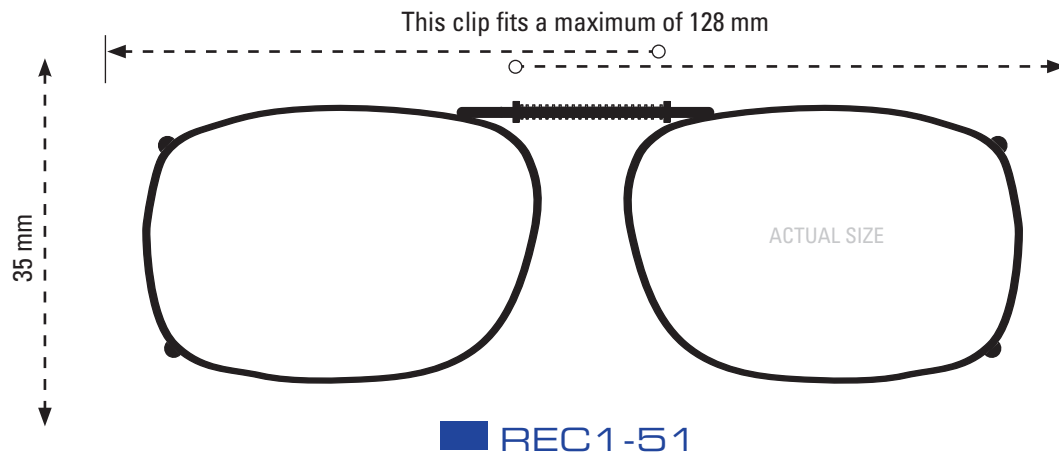
Use the shape illustrations to find the clip size that most accurately fits your prescription glasses. To find the perfect fit, print out this form at 100% actual size and then place your prescription glasses face down on each shape and choose the one that is closest to the shape of your eyewear.



INCLUDED CASE



The image of the Euro should be the same size as an actual Euro when printed at full scale. The image should be 23.25 mm in diameter at full size.



ISOLATE YOUR EYES
COCOONS®

Use the shape illustrations to find the clip size that most accurately fits your prescription glasses. To find the perfect fit, print out this form at 100% actual size and then place your prescription glasses face down on each shape and choose the one that is closest to the shape of your eyewear.



INCLUDED CASE

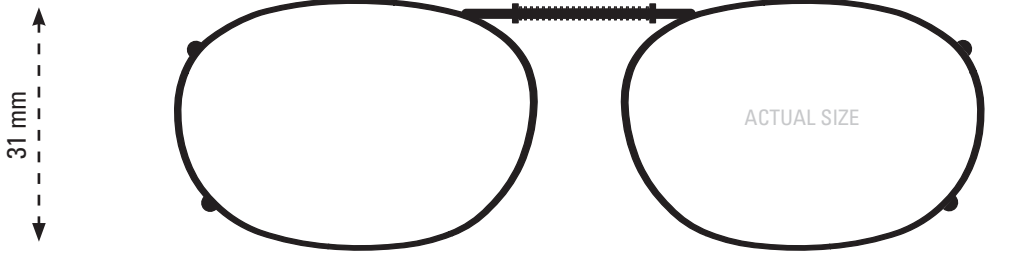


The image of the Euro should be the same size as an actual Euro when printed at full scale. The image should be 23.25 mm in diameter at full size.

ISOLATE YOUR EYES
COCOONS®


Use the shape illustrations to find the clip size that most accurately fits your prescription glasses. To find the perfect fit, print out this form at 100% actual size and then place your prescription glasses face down on each shape and choose the one that is closest to the shape of your eyewear.

This clip fits a maximum of 120 mm



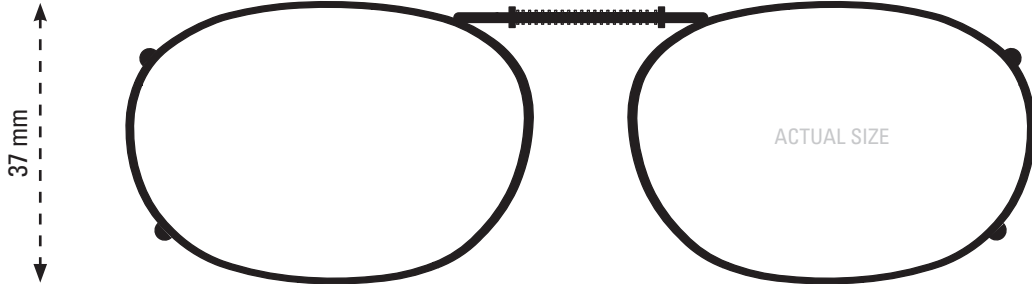
REC2-46

This clip fits a maximum of 124 mm



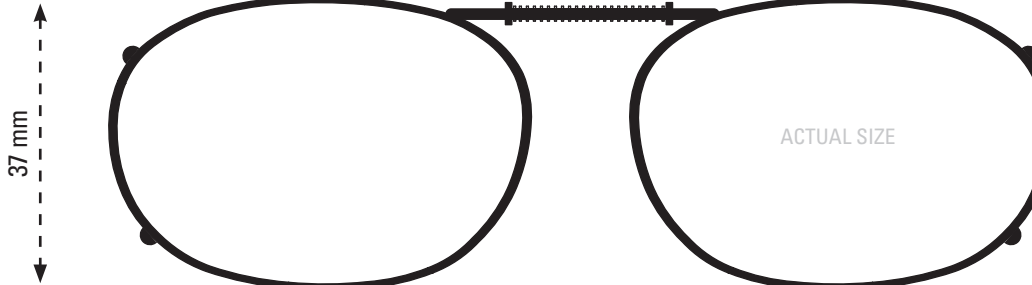
REC2-50

This clip fits a maximum of 132 mm



REC2-52

This clip fits a maximum of 136 mm



REC2-54




INCLUDED CASE



The image of the Euro should be the same size as an actual Euro when printed at full scale. The image should be 23.25 mm in diameter at full size.

This clip fits a maximum of 123 mm




REC5-48

This clip fits a maximum of 128 mm



REC5-50

This clip fits a maximum of 135 mm



REC5-54

ISOLATE YOUR EYES COCOONS®

Use the shape illustrations to find the clip size that most accurately fits your prescription glasses. To find the perfect fit, print out this form at 100% actual size and then place your prescription glasses face down on each shape and choose the one that is closest to the shape of your eyewear.




INCLUDED CASE



The image of the Euro should be the same size as an actual Euro when printed at full scale. The image should be 23.25 mm in diameter at full size.

This clip fits a maximum of 133 mm



■ REC7-52

ISOLATE YOUR EYES
COCOONS®

Use the shape illustrations to find the clip size that most accurately fits your prescription glasses. To find the perfect fit, print out this form at 100% actual size and then place your prescription glasses face down on each shape and choose the one that is closest to the shape of your eyewear.

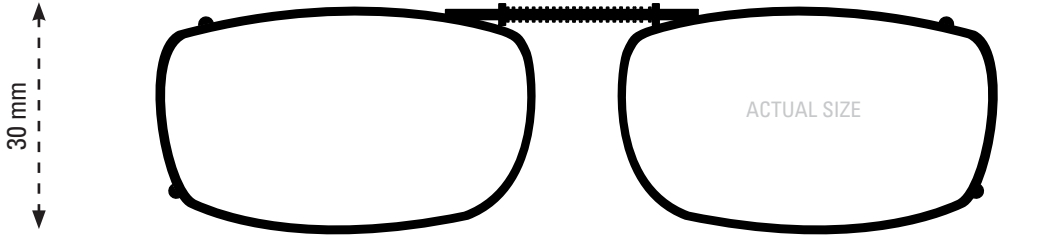


INCLUDED CASE



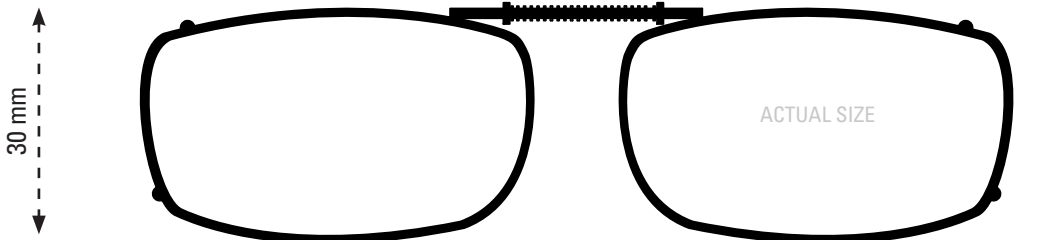
The image of the Euro should be the same size as an actual Euro when printed at full scale. The image should be 23.25 mm in diameter at full size.

This clip fits a maximum of 125 mm




REC15-48

This clip fits a maximum of 127 mm



REC15-50

This clip fits a maximum of 133 mm



REC15-52

This clip fits a maximum of 136 mm



REC15-54

ISOLATE YOUR EYES COCOONS®

Use the shape illustrations to find the clip size that most accurately fits your prescription glasses. To find the perfect fit, print out this form at 100% actual size and then place your prescription glasses face down on each shape and choose the one that is closest to the shape of your eyewear.




INCLUDED CASE



The image of the Euro should be the same size as an actual Euro when printed at full scale. The image should be 23.25 mm in diameter at full size.

This clip fits a maximum of 140mm (5½ inches).

32 mm
(1¼ inches)



■ REC 15-56

ISOLATE YOUR EYES
COCOONS®

Use the shape illustration to determine if this clip size most accurately fits your prescription glasses. To use the sizing guide, print out this form at 100% actual size and then place your prescription glasses face down on the shape to determine if it fits your eyewear.




INCLUDED CASE



The image of the Euro should be the same size as an actual Euro when printed at full scale. The image should be 23.25 mm in diameter at full size.

This clip fits a maximum of 134 mm



■ SQR1-54

ISOLATE YOUR EYES
COCOONS®

Use the shape illustration to determine if this clip size most accurately fits your prescription glasses. To use the sizing guide, print out this form at 100% actual size and then place your prescription glasses face down on the shape to determine if it fits your eyewear.




INCLUDED CASE




The image of the Euro should be the same size as an actual Euro when printed at full scale. The image should be 23.25 mm in diameter at full size.

This clip fits a maximum of 134 mm



■ SQR2-53

This clip fits a maximum of 140 mm



■ SQR2-56

ISOLATE YOUR EYES COCOONS®

Use the shape illustrations to find the clip size that most accurately fits your prescription glasses. To find the perfect fit, print out this form at 100% actual size and then place your prescription glasses face down on each shape and choose the one that is closest to the shape of your eyewear.




INCLUDED CASE



The image of the Euro should be the same size as an actual Euro when printed at full scale. The image should be 23.25 mm in diameter at full size.

This clip fits a maximum of 140 mm



■ SQR3-57

ISOLATE YOUR EYES
COCOONS®

Use the shape illustration to determine if this clip size most accurately fits your prescription glasses. To use the sizing guide, print out this form at 100% actual size and then place your prescription glasses face down on the shape to determine if it fits your eyewear.



INCLUDED CASE



The image of the Euro should be the same size as an actual Euro when printed at full scale. The image should be 23.25 mm in diameter at full size.